



## 20 – 500 MHz LOW NOISE AMPLIFIER WEA101<sup>1</sup>

WEA101 LNA is a low noise figure, wideband, and high linearity amplifier with exceptional gain flatness design. The amplifier offers 1.0 dB noise figure, 20.0 dB gain, and 30.0 dBm output IP<sub>3</sub> at the frequency range from 20 MHz to 500 MHz of short wave, low VHF, FM, high VHF, and paging bands. WEA101 LNA is most suitable for wireless base stations, wireless data communications, tower top receiver amplifiers, last-mile wireless communication systems, and wireless measurement applications.



WEA101 is designed to meet rugged MIL-STD 202.

### Key Features:

Impedance:	50 Ohm
MTBF <sup>2</sup> :	>300,000 hrs (34 Years)
Low Noise:	1.0 dB
Output IP <sub>3</sub> :	30 dBm
Gain:	20.0 dB
P <sub>1dB</sub> :	16.0 dBm
Single power supply:	40 mA @ +3.0V
Frequency Range:	20 ~ 500 MHz
Operating Temperature:	-40 ~ +85 °C
Return Losses:	16 dB
Small size:	SMA Female, 1.23" x 1.10" x 0.41" (31.2 mm x 27.9 mm x 11.4 mm)
Built-in Functions:	DC blocks at input and output, temperature compensation circuits, and auto DC biases.

### Absolute Maximum Ratings<sup>3</sup>:

Symbol	Parameters	Units	Absolute Maximum
V <sub>dd</sub>	DC Power Supply Voltage	V	5.0
I <sub>dd</sub>	Drain Current	mA	80
P <sub>diss</sub>	Total Power Dissipation	mW	350
P <sub>In,Max</sub>	RF Input Power	dBm	10
T <sub>ch</sub>	Channel Temperature	°C	150
T <sub>STG</sub>	Storage Temperature	°C	-65 ~ 150
T <sub>O,MAX</sub>	Maximum Operating Temperature	°C	-55 ~ 100
T <sub>Re,MAX</sub>	Maximum Reflow Temperature	°C	230 <sup>4</sup>
R <sub>th,c</sub>	Thermal Resistance	°C/W	220

<sup>1</sup> Specifications are subject to change without notice.

<sup>2</sup> MTBF: Mean Time Between Failure, Per TR-NWT-000332, ISSUE 3, SEPTEMBER, 1990, T=40°C

<sup>3</sup> Operation of this device above any one of these parameters may cause permanent damage.

<sup>4</sup> Refer to Wan7com's AN-109 for correct solder reflow temperature profile.



**Specifications:**

a) **Table 1** Summary of the electrical specifications WEA101 at room temperature

Index	Testing Item	Symbol	Test Constraints	Nom (RT)	Min	Max	Unit
1	Gain	$S_{21}$	20 – 500 MHz	21	20		dB
2	Gain Variation	$\Delta G$	20 – 500 MHz	+/- 0.8		+/- 1.3	dB
3	Input Return Loss	$S_{11}$	20 – 500 MHz	20	16		dB
4	Output Return Loss	$S_{22}$	20 – 500 MHz	20	16		dB
5	Reverse Isolation	$S_{12}$	20 – 500 MHz	25	20		dB
6	Noise figure	NF	50 – 500 MHz	0.8		1.0	dB
			20 – 30 MHz	0.90		1.2	dB
7	Output Power 1dB compression Point	$P_{1dB}$	20 – 500 MHz	16	14		dBm
8	Output-Third-Order Interception point	$IP_3$	Two-Tone, $P_{out}$ +0 dBm each, 1 MHz separation	30	27		dBm
9	Current Consumption	$I_{dd}$	$V_{dd} = +5.0$ V	40	35	45	mA
10	Power Supply Voltage	$V_{dd}$		+5.0	+4.5	+5.5	V
11	Thermal Resistance	$R_{th,c}$	Junction to case			220	°C/W
12	Operating Temperature	$T_o$			-40	+85	°C
13	Maximum Average RF Input Power	$P_{IN, MAX}$	20 – 500 MHz			10	dBm

**b) Passband Frequency Response**

As shown in **Figure 1**, the typical gain of the WEA101 is 21.0 dB across 20 to 500 MHz. The typical input and output return losses are 20 dB across the frequency of 20 to 500 MHz. The gain variation is less than 0.70 dB (+/- 0.35 dB) from the frequency from 20 to 300 MHz and less than 2.0 dB from 20 to 500 MHz. The amplifier has excellent consistent performance between each unit at the same lot. For instance, at 64 units sampling size at 250 MHz, the amplifiers have the nominal gain of 21.70 dB with the standard deviation of 0.04 dB, the nominal input return loss of 19.10 dB with the standard deviation of 0.36 dB, and the nominal output return loss of 22.13 dB with the standard deviation of 1.28 dB.

**Figure 3** illustrates the measured noise figure performance at full temperature. The noise figure is 0.80 dB across the frequency range of 50 to 500 MHz and less than 1.2 dB from 20 MHz to 30 MHz at room temperature. At 85 °C, WEA101 only has 0.35 dB noise figure increases. At - 40 °C, WEA101 offers approximately 0.25 dB less noise figure than that at room temperature.

**Figure 3** shows the measured  $P_{1dB}$  and  $IP_3$  of the WEA101. The typical  $P_{1dB}$  and  $IP_3$  are 16.0 dBm and 30.0 dBm in the frequency range of 20 to 500 MHz, respectively.

**Figure 4** demonstrates the stability factor  $k$  of the amplifier. The amplifier is conditional stable since the stability factor  $k$  is less than 1 at the frequency from 1.0 GHz to 1.7 GHz.

**Figure 5** illustrates the small signal performance at the extended frequency band.

**Figure 6** presents the internal block diagram of the WEA101. It is a WhanTcom’s WHM0003AE packaged IC with some external bias components.

**Figure 7** shows the mechanical outline of WEA101. It is the WanTcom standard WP-6 housing with SMA female connector at the RF ports and feed thru at DC power supply port.

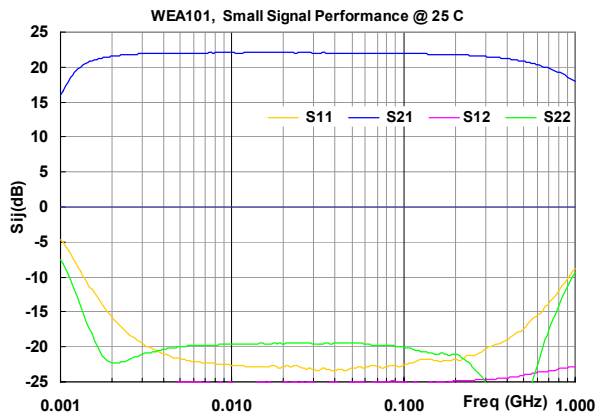


FIG. 1 Typical small signal performance

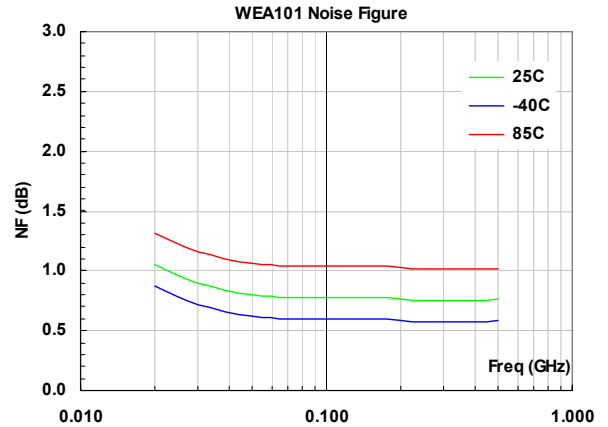


FIG. 2 Noise figure performance at full temperature

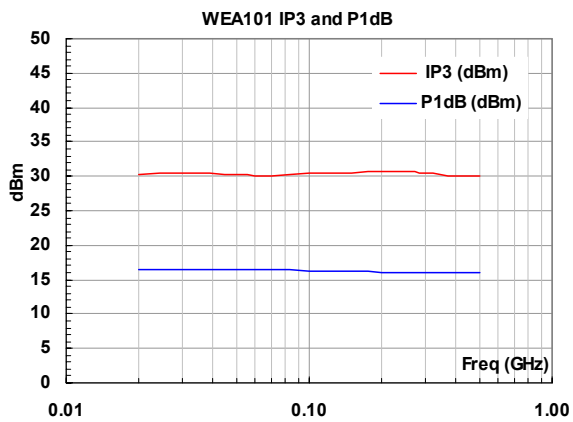


FIG. 3 Typical  $P_{1dB}$  and  $IP_3$  at room temperature

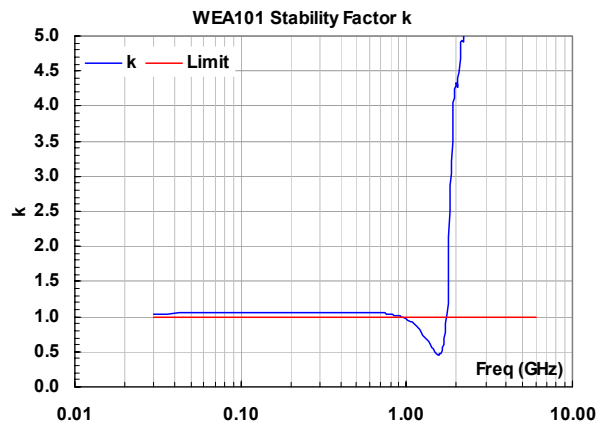


FIG. 4 The stability factor  $k$  at room temperature

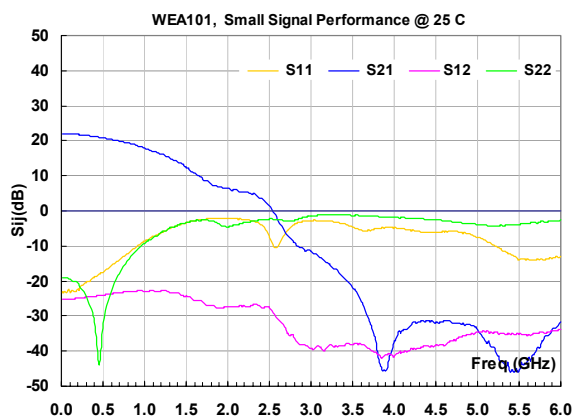


FIG. 5 Small signal performance at the extended band

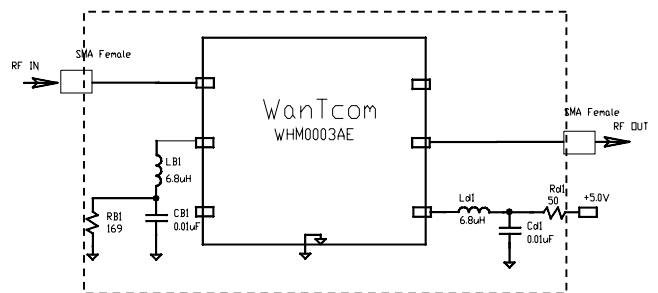


FIG. 6 Internal block diagram



**WEA101 Mechanical Outline, WP-6:**

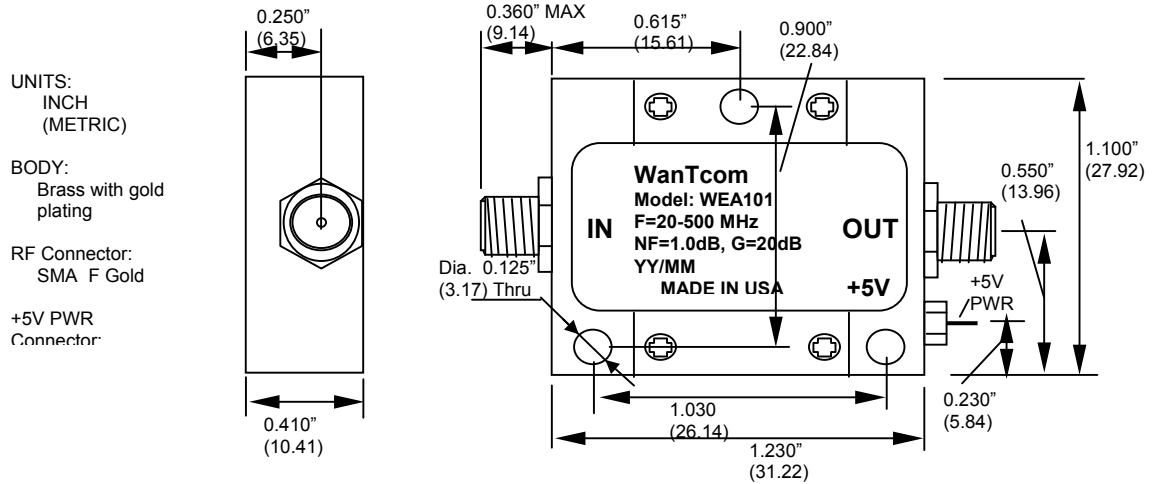


FIG. 7 WEA101 outline

**Ordering Information**

<b>Model Number</b>	WEA101
---------------------	--------

**Small Signal S-parameters**

! WEA101  
! Vdd = +5.0 V, Id = 40 mA, Ta = 25 C  
# Mhz s ma r 50

0	0.568	-20.6	4.592	-150.2	0.0200	32.5	0.567	-37.1
10	0.073	18.6	12.657	-173.4	0.056	8.3	0.107	-177.9
20	0.073	5.2	12.671	-179.8	0.055	1.0	0.102	178.3
30	0.069	-1.9	12.656	176.8	0.055	0.8	0.107	176.4
40	0.068	-4.0	12.646	174.2	0.056	0.0	0.108	173.1
50	0.070	-8.1	12.629	171.6	0.056	-1.6	0.107	172.5
60	0.069	-10.6	12.603	169.5	0.055	-2.5	0.105	171.0
70	0.072	-13.3	12.593	167.3	0.056	-2.4	0.106	169.1
80	0.072	-17.6	12.559	165.1	0.055	-4.9	0.102	166.5
90	0.074	-20.2	12.563	163.1	0.055	-4.7	0.102	167.1
100	0.072	-20.9	12.530	160.9	0.057	-6.1	0.100	164.1
110	0.078	-23.1	12.495	158.8	0.055	-6.3	0.099	162.6
120	0.079	-27.9	12.494	156.6	0.056	-6.2	0.094	159.0
130	0.080	-32.5	12.429	154.7	0.057	-6.9	0.094	158.4
140	0.083	-34.6	12.360	152.4	0.056	-9.1	0.090	157.7
150	0.082	-38.2	12.269	150.6	0.057	-8.2	0.090	153.0
160	0.077	-42.9	12.182	149.0	0.055	-8.0	0.093	149.4
170	0.078	-42.7	12.201	147.5	0.057	-9.7	0.090	149.0
180	0.079	-44.2	12.239	145.7	0.057	-9.6	0.088	147.2
190	0.077	-47.2	12.267	143.8	0.057	-10.7	0.089	145.9
200	0.081	-48.4	12.212	141.8	0.057	-10.4	0.088	145.2
210	0.081	-48.2	12.184	139.7	0.057	-12.0	0.087	144.2
220	0.081	-49.3	12.172	137.8	0.057	-12.8	0.082	141.4
230	0.084	-51.8	12.149	135.9	0.058	-14.6	0.080	141.5
240	0.087	-54.8	12.102	133.8	0.057	-14.4	0.077	140.6
250	0.086	-54.0	12.079	131.9	0.058	-14.7	0.073	141.0
260	0.087	-57.7	12.075	130.0	0.057	-15.2	0.071	139.7
270	0.089	-58.4	12.016	128.0	0.057	-16.6	0.067	138.7
280	0.089	-59.0	11.971	126.0	0.057	-18.0	0.062	134.8
290	0.090	-62.7	11.967	124.2	0.058	-18.6	0.062	132.3
300	0.095	-65.0	11.919	122.2	0.059	-17.5	0.058	130.9



310	0.094	-67.0	11.877	120.3	0.059	-18.7	0.053	127.4
320	0.100	-70.5	11.814	118.6	0.058	-21.3	0.052	126.2
330	0.102	-71.8	11.795	116.4	0.059	-20.6	0.048	123.1
340	0.103	-74.1	11.743	114.5	0.058	-21.2	0.046	125.5
350	0.102	-75.7	11.706	112.7	0.058	-21.6	0.044	127.7
360	0.104	-76.7	11.661	110.8	0.058	-22.2	0.041	128.6
370	0.107	-77.6	11.603	108.8	0.058	-22.9	0.036	128.8
380	0.109	-78.9	11.550	107.0	0.060	-23.5	0.034	129.1
390	0.111	-80.1	11.511	105.2	0.060	-25.2	0.029	129.0
400	0.113	-81.9	11.472	103.2	0.060	-25.9	0.024	131.9
410	0.116	-84.0	11.430	101.3	0.059	-26.3	0.020	134.0
420	0.118	-86.1	11.374	99.5	0.061	-27.3	0.014	129.6
430	0.119	-88.7	11.303	97.6	0.060	-27.8	0.012	130.4
440	0.120	-91.1	11.238	95.7	0.061	-28.3	0.009	136.5
450	0.123	-92.7	11.191	93.8	0.063	-28.7	0.005	151.0
460	0.124	-94.6	11.155	91.8	0.062	-29.6	0.005	173.0
470	0.125	-96.3	11.120	89.9	0.062	-30.5	0.006	-164.7
480	0.127	-97.2	11.081	88.1	0.061	-31.3	0.009	-147.4
490	0.129	-98.3	11.029	86.3	0.062	-32.4	0.014	-137.4
500	0.131	-99.5	10.967	84.3	0.064	-33.7	0.018	-132.6
510	0.136	-100.4	10.907	82.4	0.063	-34.7	0.025	-128.1
520	0.141	-101.2	10.847	80.6	0.063	-35.5	0.032	-123.7
530	0.145	-102.3	10.776	78.8	0.063	-35.6	0.038	-118.6
540	0.149	-103.5	10.711	76.9	0.063	-36.1	0.044	-114.9
550	0.151	-105.3	10.658	75.0	0.063	-37.4	0.050	-114.5
560	0.155	-107.3	10.613	73.2	0.063	-38.5	0.055	-113.8
570	0.159	-109.4	10.579	71.4	0.063	-39.4	0.059	-112.5
580	0.162	-111.2	10.530	69.6	0.063	-40.0	0.062	-111.6
590	0.163	-112.6	10.465	67.7	0.064	-40.3	0.065	-111.2
600	0.165	-114.3	10.404	65.8	0.064	-41.4	0.069	-112.0
610	0.167	-116.4	10.347	63.8	0.065	-43.4	0.073	-114.4
620	0.169	-118.3	10.285	61.9	0.065	-44.8	0.078	-117.3
630	0.172	-119.8	10.213	60.0	0.065	-44.7	0.083	-121.0
640	0.176	-121.1	10.140	58.1	0.065	-44.8	0.089	-124.5
650	0.180	-121.6	10.057	56.5	0.066	-45.8	0.098	-126.6
660	0.185	-122.1	9.974	54.8	0.066	-46.7	0.106	-128.7
670	0.190	-123.2	9.946	53.1	0.066	-47.7	0.113	-129.6
680	0.196	-124.3	9.921	51.3	0.067	-48.6	0.119	-130.5
690	0.200	-125.7	9.890	49.5	0.067	-49.5	0.126	-131.2
700	0.204	-127.1	9.854	47.7	0.067	-50.2	0.134	-131.9
710	0.208	-128.7	9.812	45.8	0.067	-51.0	0.141	-132.8
720	0.212	-131.2	9.750	43.7	0.068	-52.1	0.147	-134.1
730	0.216	-133.6	9.688	41.6	0.070	-53.1	0.153	-135.4
740	0.219	-135.1	9.598	39.6	0.070	-54.6	0.158	-136.9
750	0.222	-136.2	9.498	37.7	0.069	-56.2	0.163	-138.4
760	0.226	-137.4	9.400	35.9	0.069	-57.7	0.168	-140.1
770	0.232	-139.0	9.319	34.2	0.068	-58.2	0.176	-143.0
780	0.239	-140.7	9.237	32.6	0.067	-58.7	0.183	-146.0
790	0.245	-142.1	9.183	30.9	0.067	-59.5	0.191	-148.2
800	0.251	-143.4	9.159	29.2	0.068	-60.4	0.199	-149.6
810	0.256	-144.6	9.135	27.6	0.069	-61.4	0.207	-151.0
820	0.261	-146.2	9.107	25.6	0.070	-62.6	0.214	-152.3
830	0.266	-147.9	9.079	23.5	0.070	-63.9	0.221	-153.6
840	0.270	-149.7	9.050	21.4	0.071	-65.1	0.228	-154.8
850	0.275	-151.4	8.958	19.3	0.071	-66.4	0.234	-156.3
860	0.280	-153.1	8.855	17.3	0.071	-67.8	0.240	-157.7
870	0.286	-154.8	8.753	15.2	0.071	-69.1	0.246	-159.2
880	0.291	-156.7	8.652	13.5	0.071	-69.8	0.253	-161.4
890	0.296	-158.5	8.551	11.9	0.072	-70.4	0.259	-163.7
900	0.301	-160.4	8.451	10.3	0.072	-71.0	0.265	-165.9
910	0.309	-161.8	8.387	8.6	0.072	-72.3	0.274	-168.0
920	0.317	-163.0	8.331	6.9	0.073	-73.8	0.283	-170.1
930	0.325	-164.3	8.274	5.2	0.073	-75.2	0.292	-172.1
940	0.333	-165.8	8.233	3.4	0.073	-76.4	0.301	-173.9
950	0.341	-167.4	8.198	1.4	0.073	-77.3	0.310	-175.5
960	0.349	-169.0	8.164	-0.6	0.073	-78.3	0.319	-177.1
970	0.355	-170.8	8.105	-2.6	0.073	-79.6	0.327	-178.7
980	0.359	-172.9	8.009	-4.7	0.073	-81.2	0.332	179.9
990	0.362	-174.9	7.914	-6.8	0.073	-82.9	0.337	178.4
1000	0.365	-177.0	7.818	-8.9	0.073	-84.5	0.342	177.0

\*\*\*\*\*